











# Hedgehog Class Term 5 Curriculum Overview

<p><b>English with Mrs Warren</b></p> 	<p><b>What we are doing:</b> Our topic this term is 'amazing animals'.</p> <p><b>How school will do this:</b> We will be sharing books about animals and exploring the features of non-fiction texts to write an animal fact-file. We will continue with our daily phonics session learning new sounds and special friends, reading phonics books that contain the sounds we have learned in our phonics lessons to develop word recognition accuracy and fluency.</p> <p><b>How you can help at home:</b> Share books with your child, discuss the characters, setting and what events have happened. What might happen next?</p>
<p><b>Maths with Mrs Warren</b></p> 	<p><b>What we are doing:</b> This term our maths topics are position and direction, place value up to 100, measure (weigh and mass) and time.</p> <p><b>How school will do this:</b> In maths lessons students will complete activities to develop their knowledge and understanding of the topics we are covering. We will consolidate the skills we have covered in previous maths topics and develop our skills to explore numbers up to 100. Within practical lessons such as gardening, cooking and forest school we will reinforce the skills we learn within our maths sessions to embed students understanding. We will learn language associated with time, such as hour/minute, o'clock and key times of the day.</p> <p><b>How you can help at home:</b> Look at the clock and discuss what time it is, what time do we have dinner and get up in the morning.</p>
<p><b>Forest school with Mrs Warren</b></p> 	<p><b>What we are doing:</b> This term we will be completing activities to do with Spring time during Forest school</p> <p><b>How school will do this:</b> We will explore the school grounds and changes that are happening with the change of the seasons. We will explore new growth, warmer weather and returning wildlife through sensory activities, crafting with natural materials such as Spring flowers.</p> <p><b>Clay Nature Impressions:</b> Press spring flowers, buds, and leaves into clay to make seasonal pendants or plaques.</p> <p><b>Stick Wands &amp; Crowns:</b> Collect blooming twigs and new leaves to decorate wands and headbands.</p> <p><b>Dandelion Painting:</b> Use yellow dandelions as paintbrushes or create daisy chains and caterpillars.</p> <p><b>Flower Sun Catchers:</b> Arrange petals on sticky contact paper to create bright, colourful sun catchers.</p> <p><b>How you can help at home</b></p>

	Discuss with your child the changes that are happening in the garden.
<p><b>Science with Mrs Warren</b></p> 	<p><b>What we are doing:</b> Our topic this term is 'amazing animals and we will explore this within our science lessons.</p> <p><b>How school will do this:</b> We will learn about grouping and classifying animals into fish amphibians, reptiles, birds and mammals. We will also learn about animals habitats, where they live and different features of animals.</p> <p><b>How you can help at home:</b> Watch programmes about animals and if you visit any places that have animals talk with your child about how they move and what they eat and look like.</p> <p><b>Key words:</b>  <b>Mammal</b> - A mammal is a warm-blooded animal that gives birth to live young and has hair or fur.  <b>Fish</b> - A fish is a cold-blooded animal that has fins and a tail and uses gills to breathe underwater.  <b>Bird</b> - A bird is a warm-blooded animal that lays hard shelled eggs and has feathers.  <b>Reptile</b> - A reptile is a cold-blooded animal that lays eggs and has dry, scaly skin.  <b>Amphibian</b> - An amphibian is a cold-blooded animal that has moist skin, lays eggs and can live on land and in water.</p>
<p><b>The World about me/ Humanities with Mrs Warren</b></p> 	<p><b>What we are doing:</b> How do faith groups mark naming ceremonies? (Hinduism)</p> <p><b>How school will do this:</b>  I know that some children's names are chosen with carefully, with meaning and significance  I know that the arrival of a baby is a cause for celebration for family and even for a community.  I know that the Hindu naming ceremony is called the Namakaran Puja Prayer / Ceremony.  I know this often happens 40 days after the birth.  I know the key features of the ceremony including the items used in their ceremony.</p> <p><b>How you can help at home:</b> Discuss your child's name with them, does it have any special meaning. Did you celebrate with any special ceremonies?</p>
<p><b>PE with Ailsa</b></p> 	<p><b>What we are doing:</b>  <b>How school will do this:</b>  <b>How you can help at home:</b></p>

<p><b>Swimming with Ian and Ailsa</b></p> 	<p><b>What we are doing:</b></p> <p><b>How school will do this:</b></p> <p><b>How you can help at home:</b></p>
<p><b>PSHE with Mary</b></p> 	<p><b>What we are doing:</b> This term, our lessons will be focused on relationships, based on the topic 'Changing and growing'.</p> <p><b>How school will do this:</b> Through discussion and activities, students will have opportunities to explore, identify, and learn about the different people in their lives—family, friends and trusted adults—and what makes these relationships safe and positive. We'll explore kindness through practical activities, helping pupils understand how their actions affect others and how to show care and respect. Safety is a key part of our learning. Pupils will be taught simple strategies for staying safe, identifying who helps them, and recognising when something doesn't feel right. We'll also talk about the difference between secrets and surprises, encouraging children to speak to a trusted adult if they ever feel unsure or uncomfortable. Finally, we will introduce the idea of public and private spaces and behaviours, using clear, sensitive teaching to support children's personal safety and independence. Our aim is to help all students build confidence, develop healthy relationships and learn essential safety skills in a supportive, engaging way.</p> <p><b>How you can help at home:</b> Have discussions around this topic: encourage your child to think about who the trusted adults in their life are, how we show kindness to others, and what they can do if something feels uncomfortable or confusing. Talk openly about feelings, personal boundaries, and the importance of telling an adult when they need help.</p> <p><b>Keywords:</b> kindness; safety; trust; private; respect</p>
<p><b>Music with Claire</b></p> 	<p><b>What we are doing:</b> We will be exploring different songs and stories based around the theme: Amazing Animals</p> <p><b>How school will do this:</b> We will be learning to observe different objects to stimulate the senses and promote our attention and communication skills. We will be using our voices expressively and creatively by singing songs and speaking chants and rhymes; We will try to listen with concentration and understanding to a range of music; We will experiment with, create, select and combine sounds using the inter-related dimensions of music. We will also be thinking about Valence Has Talent and see if we would like to perform something individually or as a class.</p> <p><b>How you can help at home:</b></p>

	<p>Ask your child if they would like to perform in Valence Has Talent this year? What does your child like Do they have a favourite song they could suggest for the class to perform?</p> <p><b>Keywords:</b> singing, sounds, instruments, perform, solo</p>
<p><b>Art with Alex</b></p> 	<p><b>What we are doing:</b> We will be looking at the world of amazing animals during Art.</p> <p><b>How school will do this:</b> The students will explore different sensory techniques to create creative animal inspired art. The students will also be thinking about Valence's in school art exhibition in July.</p> <p><b>How you can help at home:</b> Look at a variety of books during the Easter break on various artists who use a mixed artistic approach to their work.</p> <p><b>Keywords:</b> Artist, mixed media, genre, technique</p>